

Power-Pole® Adapter Plate Ordering Guide

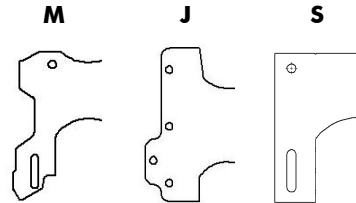
Example Item Code

Some boats cannot accommodate a transom mounted Power-Pole® anchor. To determine the correct adapter plate kit and corresponding item code, use the following descriptions and measurements.

Plate Kit Includes adapter plate, and all necessary bolts, shims and washers.
Also includes hardware kit for mounting Power Pole to adapter plate.

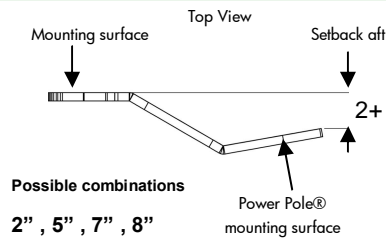
Choose Mounting Location.

- M — Mounts between motor and transom or motor & jack plate (some jack plates require a spacer)
- J — mounts between the jack plate and the transom
- S — mounts to the side of the jack plate (bolt set required)
- D — mounts to the top of a deck or pontoon



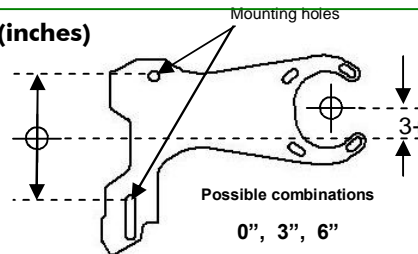
Choose setback aft of mounting surface (inches)

- 2 — inches (back from the mounting surface)
- 3 — inches (back from the mounting surface) side mount only
- 5 — inches (back from the mounting surface)
- 7 — inches (back from the mounting surface) side mount only
- 8 — inches (back from the mounting surface)



Choose Rise from center of mounting position (inches)

- 0 — zero inches (center of the mounting holes)
- 3 — three inches (above the center of the mounting holes)
- 6 — six inches (above the center of the mounting holes)
- 9 — nine inches (above the center of the mounting holes)



Choose Port or Starboard side of the boat

(not all models offered for both P and S-see chart on right)

- P — Port side
- S — Starboard side

"M & J" Adapter Plate Kits include adapter plate, and all necessary bolts, shims and washers.

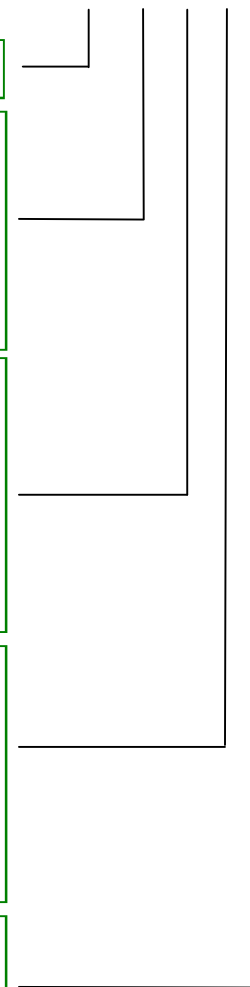
"S" or side mount adapter plates require additional bolt sets to be complete

Adapter plates are specially designed to accommodate most boat/motor/jack-plate configurations for both fresh and saltwater boats.

Power Pole® adapter plates are constructed of rugged, lightweight, 1/2" aluminum. The powder-coated finish provides corrosion resistance and enhances the appearance of any Power-Pole installation.

Please Note: Not all combinations are "in stock". For Adapter Plates not "in stock" please allow up to three weeks for delivery. Custom Adapter Plates are available upon request, and require approximately four weeks for production and delivery.

PK— X—X—X—X ↔



Adapter Plate Kit Codes

(WT) = Also offered in White

Plates using M Location

- PK-M-2-0-P or S (WT)
- PK-M-2-3-P or S (WT)
- PK-M-2-6-P or S
- PK-M-2-9 P or S
- PK-M-5-3-P or S
- PK-M-5-6-P or S
- PK-M-8-3-S
- PK-M-8-6-S

Plates using J Location

- PK-J-2-0-P or S (WT)
- PK-J-2-3-P or S (WT)
- PK-J-2-6-P or S
- PK-J-5-3-P or S
- PK-J-8-3-S

Plates using S Location

- PK-S-3-3-P or S
- PK-S-7-3-P or S

Plates using a D Location

- PK-D-3-0-P

Bolt sets for Side Mounts

- bs-4in-Atlas-SM
- bs-6in-Atlas-SM
- bs-Slidemaster
- bs-Z-Lock

Spacer Kit

- AP-spacer-34-kt

For "M" plates mounted on BMS jack-plates

Example PK—J—2—3—S

